

January 2025

The Authorised Fund Manager of the Fund is:
Investment Fund Services Limited

Performance v. Comparator Benchmarks



Source: FE Analytics. Total Return Bid-Bid line chart (from 30 June 2014 to 31 December 2024) from UK IA universe. The IA UK All Companies Sector TR and FTSE 100 Index TR have been chosen as comparator benchmarks to give an indication of the fund's performance relative to similar funds in the UK equity growth sector.

— IFSL Church House UK Equity Growth B Inc TR in GB
— Index: FTSE 100 TR in GB
— Sector: IA UK All Companies TR in GB

Performance Summary (%)

	3m	1yr	3yr	5yr
IFSL Church House UK Equity Growth B Inc TR in GB	-3.48	5.07	-4.68	15.88
Index: FTSE 100 TR in GB	-0.18	9.66	23.92	29.83
Sector: IA UK All Companies TR in GB	-1.35	7.83	5.3	16.04

Source: FE Analytics. Total Return Bid-Bid month end (31 December 2024) performance table from UK Investment Association universe.

Calendar Year Total Returns (%)

	2024	2023	2022	2021	2020
IFSL Church House UK Equity Growth B Inc TR	5.07	10.63	-17.99	20.39	0.98


Source: FE Analytics. Total Return Bid-Bid discrete calendar performance table, of IFSL Church House UK Equity Growth Fund (B Inc) from UK Investment Association universe.

Top Ten Holdings (%)

Relx	7.6%	London Stock Exchange	3.8%
Diploma	7.4%	Unilever	3.7%
Halma	5.9%	Diageo	3.6%
Microsoft	3.8%	Auto Trader	3.4%
Greggs	3.8%	Beazley	3.4%

46.3% of Portfolio
Total Number of Holdings: 31
Portfolio Beta: 0.89

Fund Managers



James Mahon Rory Campbell-Lamerton Fred Mahon

Objective and Policy

Long-term capital growth from an actively managed portfolio of UK equities. The focus of the Fund is on larger capitalisation companies (market capitalisation in excess of £1 billion) incorporated or domiciled in the UK. Up to 20% of the Fund may be invested in companies listed overseas (typically where the UK market lacks exposure).

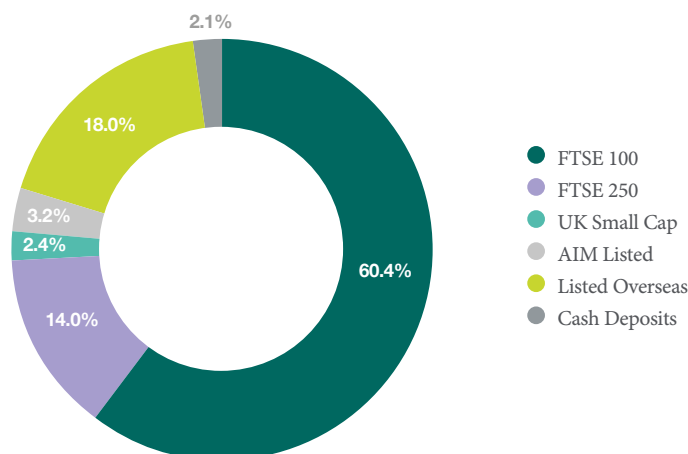
Key Information

Z Share Class	Management fee 0.6% OCF 0.64%
SEDOL Code (Z Shares)	Inc: BMG70R5 Acc: BMG70S6
ISIN Code (Z Shares)	Inc: GB00BMG70R55 Acc: GB00BMG70S62
B Share Class	Management fee 0.875% OCF 0.92%
SEDOL Code (B Shares)	Inc: BNBNR85 Acc: BNBNR96
ISIN Code (B Shares)	Inc: GB00BNBNR855 Acc: GB00BNBNR962
Bid Price	207.1p (B Inc)
Sector	UK All Companies
Trust Type	Authorised Unit Trust/ UCITS
Launch Date	July 2000
Dividend Payment	May & November
Yield	0.92% (B Inc)
Fund Value	£92m

All prices and data in the factsheet are as at 31 December 2024. All fund performance data is based on the B Inc shares and shown after the deduction of fees and charges. Yield data refers to the past 12 months and is based on a bid-basis. Ongoing Charges Figure (OCF) based on accounts as at 31/09/2024.

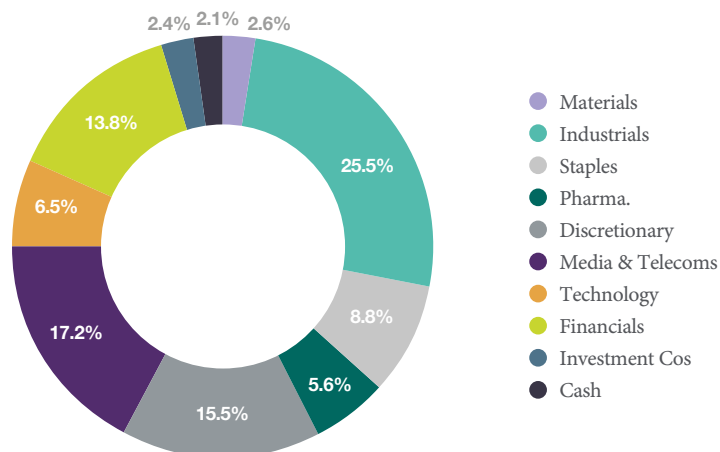
January 2025

Disposition



Source: Church House

Sector Allocations



Source: Church House

**For more information
about this fund please
contact us:**

Sam Liddle

Sales Director

T 0207 534 9879

E s.liddle@church-house.co.uk

London Office

49 Grosvenor Street, Mayfair, London,
W1K 3HP, United Kingdom

T 0207 534 9870

E enquiries@church-house.co.uk

Dorset Office

York House, 6 Coldharbour
Sherborne, DT9 4JW, United Kingdom

T 01935 382 620

E enquiries@church-house.co.uk

Investment Risk

Please note that the value of an investment in this fund and the income from it may go down as well as up and you may not get back your original investment. You should also be aware that past performance may not be a reliable guide to future performance.

Important Information

This is a financial promotion for Professional Clients and/or distributors only. This is not intended as investment advice. You should read the Prospectus and the Key Investor Information Document (KIID for each fund in which you want to invest. The Prospectus and KIID can be found at www.ch-investments.co.uk. All information prepared within has been prepared by Church House Investments Limited, York House, Sherborne, DT9 4JW. Authorised and regulated by the Financial Conduct Authority. This document should not be published in hard copy, electronic form, via the web or in any other medium accessible to the public unless authorised by Church House Investments to do so. No warranty is given as to the accuracy or completeness of this information and no liability is accepted for errors or omissions in such information. This document may not be used for the purpose of an offer or solicitation in any jurisdiction or in any circumstances in which such an offer or solicitation is unlawful or unauthorised. To help us continually improve our service, and in the interest of security, we may monitor and/or record your telephone calls with us.